

“NATIONAL POLICY INSTRUMENTS AND EU APPROXIMATION PROCESS: EFFECTS ON FARM HOLDINGS IN THE WESTERN BALKAN COUNTRIES (EUEWB)”

the project is funded by



JOINT RESEARCH CENTRE

Institute for Prospective Technological Studies (IPTS)



Task 1 – Subtasks and deliverables

Task 1: Monitor and collect information on agricultural policy developments in the WB countries

Analysis of farm support

- Templates for **direct support schemes inventory**
 - **January 2016** (KIS)

- Creation of **database on farm support**
 - (Output 1 = Deliverable 2) – **April 2016** (national experts)

- Interim report on **direct farm support in WB in comparison with the EU CAP** (draft synthesis report - part R1 of the final report) – **April 2017** (KIS and III)



Task 1 – Subtasks and deliverables

Task 1: Monitor and collect information on agricultural policy developments in the WB countries

Data set updating - monitoring

- Instructions for **APM database updating**
 - **January 2016** (*KIS*)
- Updates of **country APM databases**
 - (Output 2) – **April 2016** (*national experts*)
- Instructions for **Agri-statistics database updating**
 - **January 2016** (*KIS*)
- Updates of **Country Agricultural statistics databases**
 - (Output 3) – **September 2016** (*national experts*)



Task 1 – Subtasks and deliverables

Task 1: Monitor and collect information on agricultural policy developments in the WB countries


Policy development and assessment

- **Template** for country reports on policy development and evaluation of the implementation of national strategies and policy programs
 - **April 2016** (*KIS*)
- **Interim country reports** on agricultural policy developments in WB
 - (Output 4a = part R1 of the final report)
September 2016 (*national experts*)
- **Regional synthesis** of WB countries agricultural policy developments
 - (Output 4b = part R1 of the final report) –
June 2017 (*KIS and UL*)

Data situation

➤ **Monitoring:**

- data available
- some deficiencies, room for improvements in all countries



Task 2 – Subtasks and deliverables

Task 2: Evaluate the availability and quality of farm level data in the WB and examine their applicability for scientific analysis in supporting policy making

Analysis of farm data availability and quality:

- **Questionnaire** on availability of farm level (accountancy) data

January 2016 (*KIS*)

- Interim **country reports** on farm level (accountancy) data availability in WB

- (Output 5a = Deliverable 3)

April 2016 (*national experts*)

- Evaluation and description of farm level data available in WB countries (**draft synthesis report**)

- (Output 5b = part R2 of the final report)

April 2016 (*KIS and UL*)

Task 3 – Subtasks and deliverables

Task 3: Explore the possibility of extending the application of the EU based IFMCAP farm model to the WB countries

Data possibility study for farm modelling:

- Presentation of the **model structures and data requests** - training on IFM-CAP
 - (Output 6a) - **January 2016** (*IPTS and UL*)
- Systematic analysis of data and evaluation of suitability for modelling for selected countries – **workshop**
 - (Output 6b) – **April?/September 2016** (*national experts, UL and KIS*)
- **Report** on data qualification and proposal for further analysis
 - (Output 6c = part R2 of the final report)
September 2016 (*UL and KIS*)

Data situation

- **Farm level data (FADN type of data)**
 - **2 countries with completed FADN data set**
 - Serbia & Macedonia
 - Data quality not proved yet
 - Agreement on delivery of FADN data
 - SWG, IPTS, Serbian Ministry – signed
 - SWG, IPTS, Macedonian Ministry – ?
 - **4 other countries**
 - some elements of FADN data in BH and Kosovo – situation should be proved,
 - ALB - big survey on farm level existing

SWG
RDRD



Approach for quantitative exercise

➤ Main objectives:

- to try to include 2 countries into IFM-CAP model system (**Serbia** and **Macedonia**) and develop two models
- to implement the EU integration scenarios with new models for SR and MK
- if the complete modelling exercise can not be done than some quantitative analysis of the existing data for SR and MK (it will be decided when task 3 is concluded)
- Training with the IFMCAP model for all partners

➤ Alternative approach - no



Task 4 – Subtasks and deliverables

Task 4: Conduct relevant quantitative policy impact analysis

Empirical work

- **Working plan** for preparation of IFM-CAP models for MK and SR or eventually alternative approach
 - (Output 7a) – **September 2016** (*UL, IPTS*)
- **Data base preparation**
 - (Output 7b) – **January 2017** (national experts, UL)
- **Scenario narratives** – European integration scenarios
 - (Output 7c) - **January 2017** (*UL*)
- **Modelling exercise** - selected approach implemented
 - (Output 7d) – **January 2017** (*national experts, IPTS and UL*)

Task 4 – Subtasks and deliverables

Task 4: Conduct relevant quantitative policy impact analysis

Final study

- Preparation of the **final report**
 - (Output 8 = Deliverable 5) – **June 2017** (*UL and KIS*)

SWG
RRD



Milestones = Meetings

M1 Kick-Off meeting

10th November 2015; 19th -20th January 2016

M2 I. Interim meeting (22nd April 2016)


M3 II. Interim meeting (September 2016)

M4 III. Interim meeting (Januar 2017)

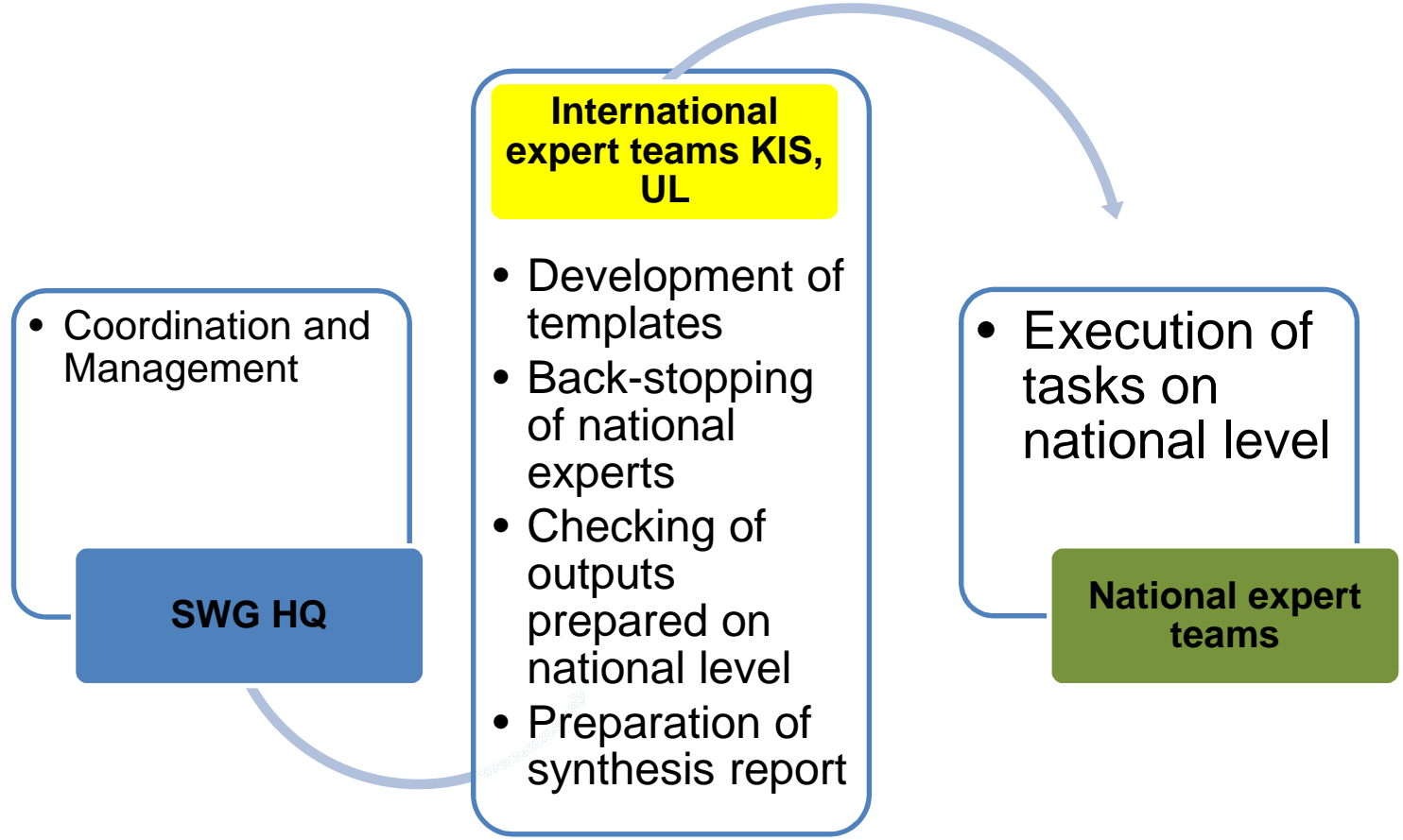
M5 Final meeting (June 2017)

SRD
SWGMS





Project structure



Structure on national level

SWG
SRD

National
Project
Coordinator
s



Departments in
the Ministry



Data



National Experts



Young
researchers



Analysi
s

