

Fruit and vegetable production and foreign trade



Ministry of Agriculture, Forestry
and Water Management

Sector for Agrarian Policy

*Group for Fruit and Vegetables
production and trade*

Kolinda Hregorović, Serbia



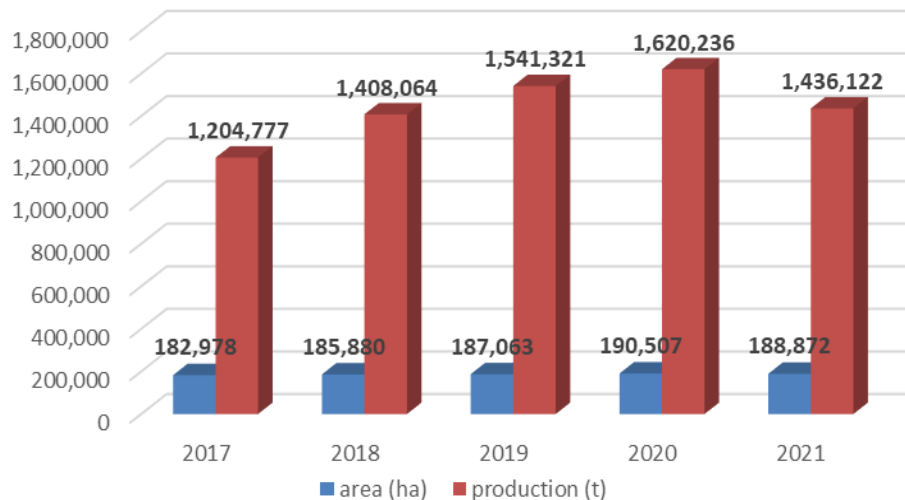
Geographical and agro climate conditions



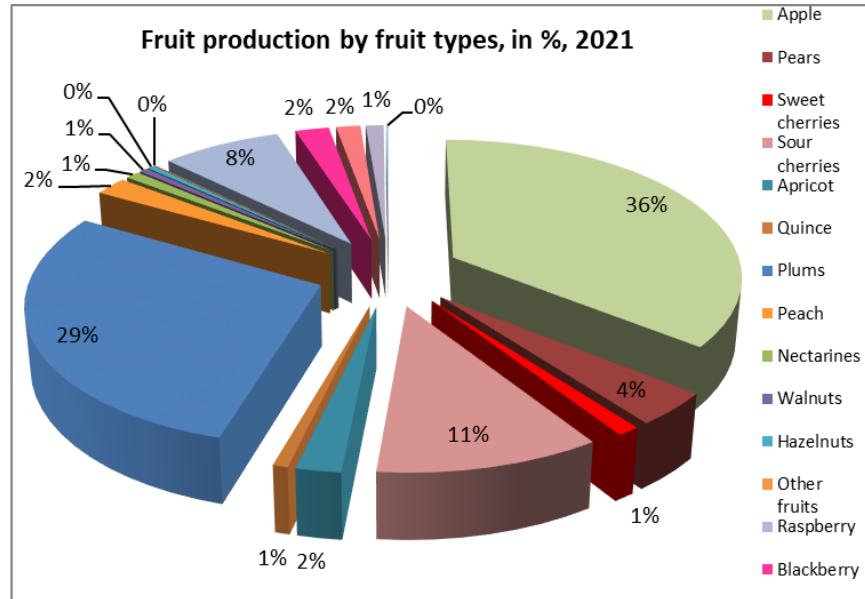
- Favourable climate and land conditions for fruit and vegetable production;
 - Serbia is located in Western Balkan;
 - Land configuration: predominantly plain and part of hilly-mountainous regions;
-
- The average annual temperature is around 11 to 12C ,
 - Annual falls of 600-800mm in the plain regions and 800-1.200mm in the hilly-mountainous regions;

Fruit area and production

Fruit area and production, 2017-2021

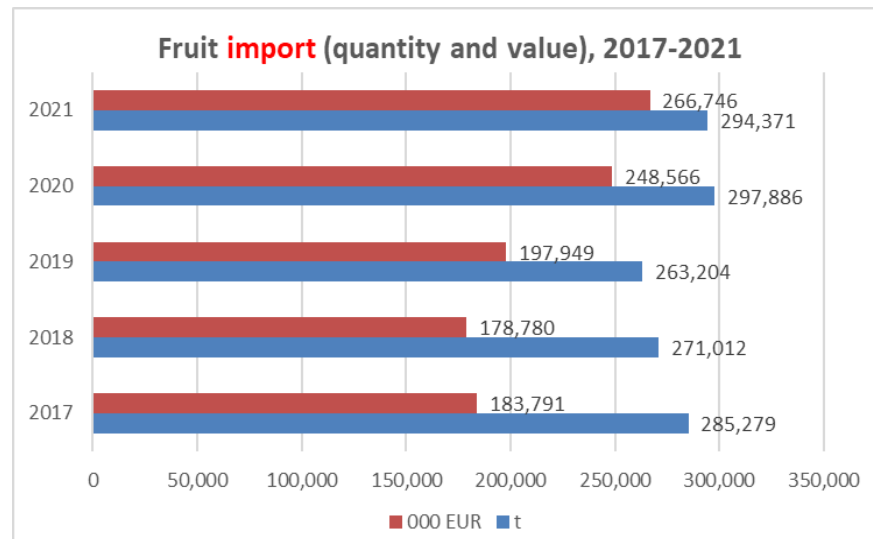
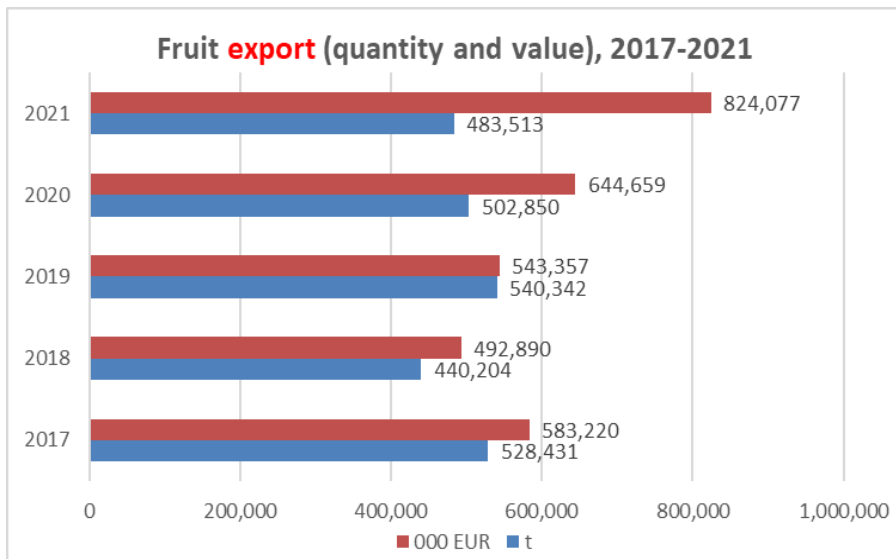


Fruit production by fruit types, in %, 2021



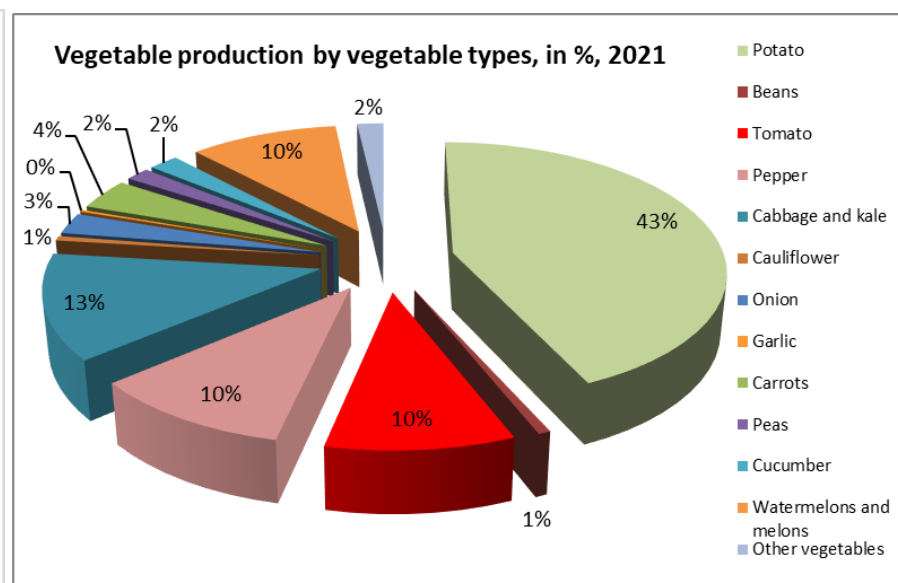
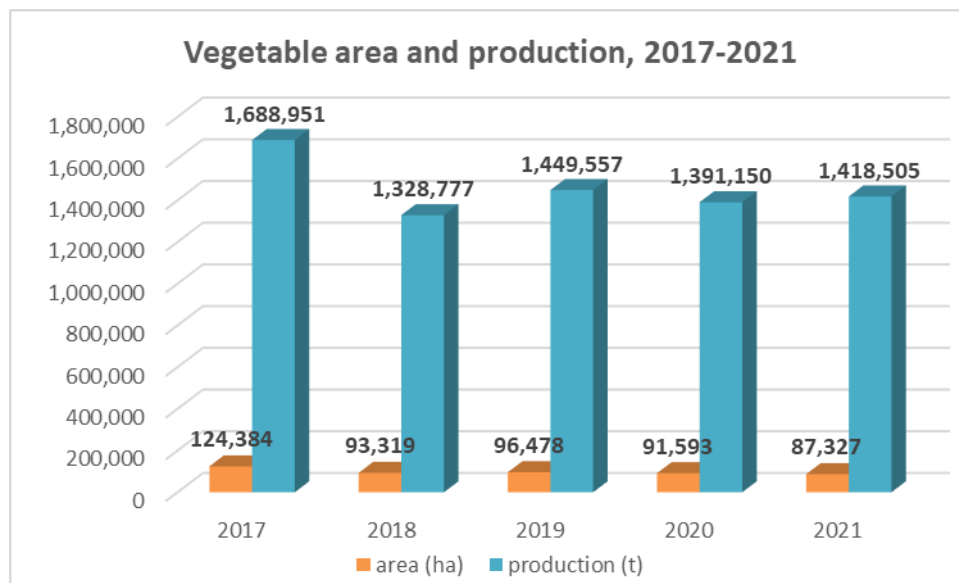
- Fruits are grown on 188.872 ha (statistics 2021), which is about 7,2% of the total cultivable area.
- The biggest fruit areas are planted with plums (38%), apples (14%), sour cherries (10%) and raspberries (14%);
- Fruit production has a tendency of growth, except last year when weather conditions were unfavorable. Average fruit production is **1.442.104 tons**.
- Last year the biggest production has apples (36%) following plums (29%), sour cherries (11%) and raspberries (8%).

Foreign trade of fruit



- Average export of fruit in period 2017-2021, is 499.068 tons, with an average value of **617,6 million EUR**. Fresh apples, peaches and sweet cherries are mostly exported to the Russia, while frozen and chilled raspberries and blackberry, sour cherries, and strawberries are exported to the EU (Germany, Austria, France and Belgium). Plums exported in BiH, Germany.
- From total export value of fruit, raspberries share with 40% in last five years.
- Average import of fruit in period 2017-2021 is 282.350 tons with an average value of **215,2 million EUR**. Most citrus fruits are imported from Greece, Spain and Turkey, bananas from Ecuador, Colombia and Costa Rica and hazelnuts from Turkey.

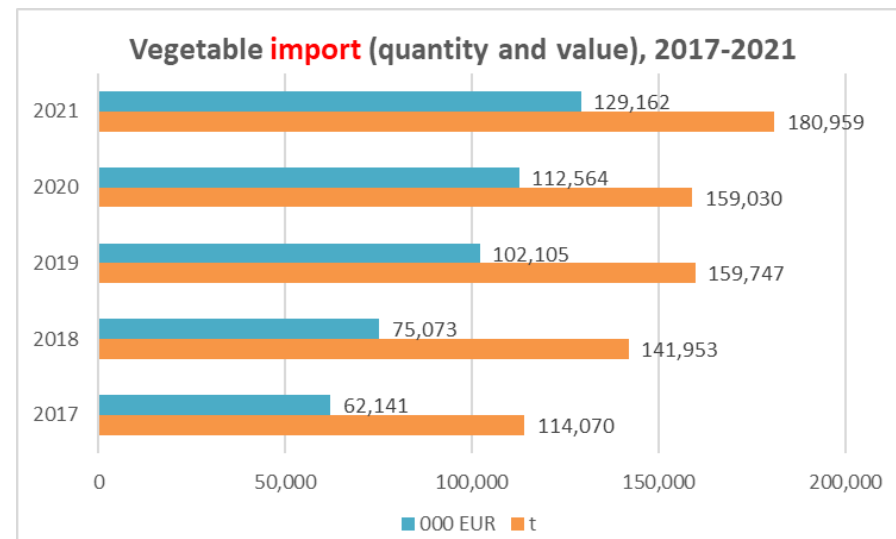
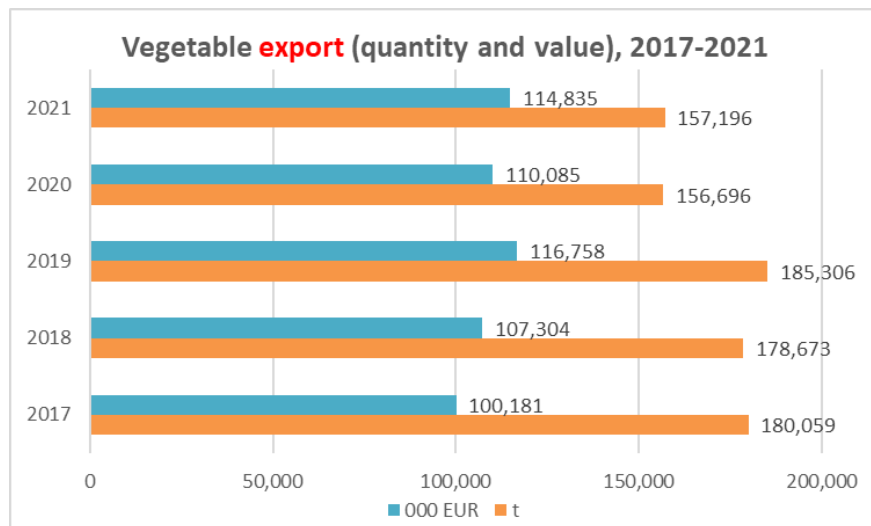
Vegetable area and production



Vegetables are grown on 87.327ha (statistics 2021), which is about 3,3% of the total cultivable area.

- The biggest vegetable areas are planted with potatoes (30%), peppers (12%), beans(9%), tomato (8,6%), and cabbage (8%);
- Vegetable production is uniform. Although the areas are declining, vegetables are grown in a protected area. Average vegetable production is **1.455.388 tons**.
- Last year the biggest production has potatoes (43%) following cabbage (13%), peppers (10%), melon & watermelon (10%) and tomato (10%).

Foreign trade of vegetable

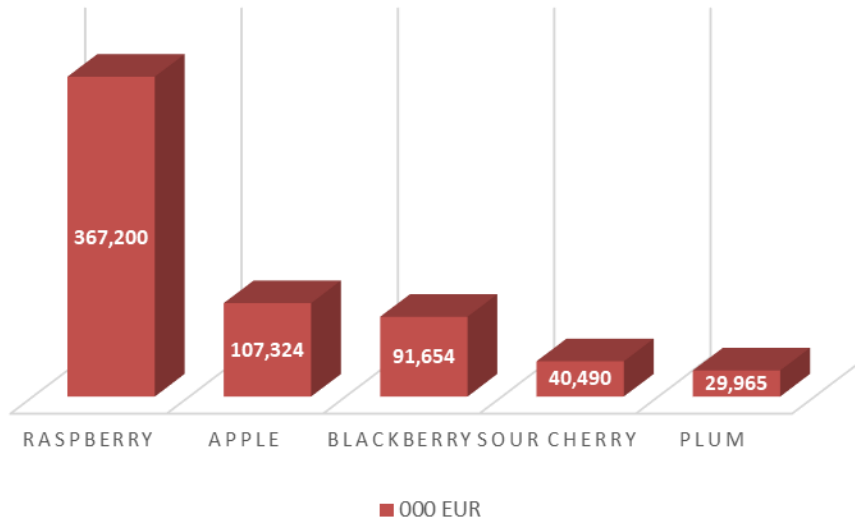


- Average export of vegetables in period 2017-2021 is 171.586 tons, with an average value of **109,8 million EUR**. Potatoes, tomatoes, onions, carrots and peppers are exported to the CEFTA (Bosnia and Herzegovina and Montenegro), frozen peppers – EU (Belgium and Germany), frozen vegetable mix - FYR of Macedonia and BiH. Beans and cabbage are mostly exported to the Russian Federation.

- Average import of vegetables in period 2017-2021 is 151.152 tons, with an average value of **96,2 million EUR**. Most of tomatoes we import from CEFTA (FYR of Macedonia, Albania); peppers, cucumbers, onions and cabbage from CEFTA (FYR of Macedonia), potatoes from Belarus and Netherlands, watermelons from Greece and FYR of Macedonia.

Top 5 export commodities in 2021

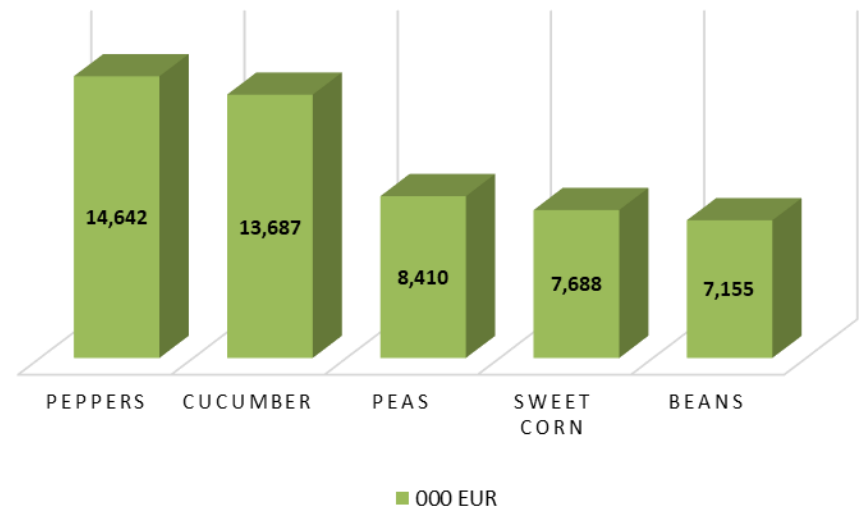
TOP 5 EXPORT FRUIT TYPE



- Raspberry has the greatest share in export, around 44,5% of total fruit export;
- Apples, blackberries, sour cherries and plums have far less export value;

- Peppers and cucumber have the greatest share in export;
- Peas, sweet corn and beans have less export value;

TOP 5 EXPORT VEGETABLE TYPE





*Ministry of Agriculture, Forestry
and Water Management
- Kolinda Hrehorović -*



Palić, May, 2022.