



Implemented by:



The Kick off Meeting of the Regional Expert Advisory Working Group - REAWG on Quality Standards for Fresh Fruits and Vegetables within the title “Support to economic diversification of rural areas in Southeast Europe (SEDRA II)” Project

TOPICS: FRUITS AND VEGETABLES, AGRICULTURE QUALITY, MARKET STANDARDS, LEGAL HARMONISATION, ENFORCEMENT, CONTROL SYSTEM)

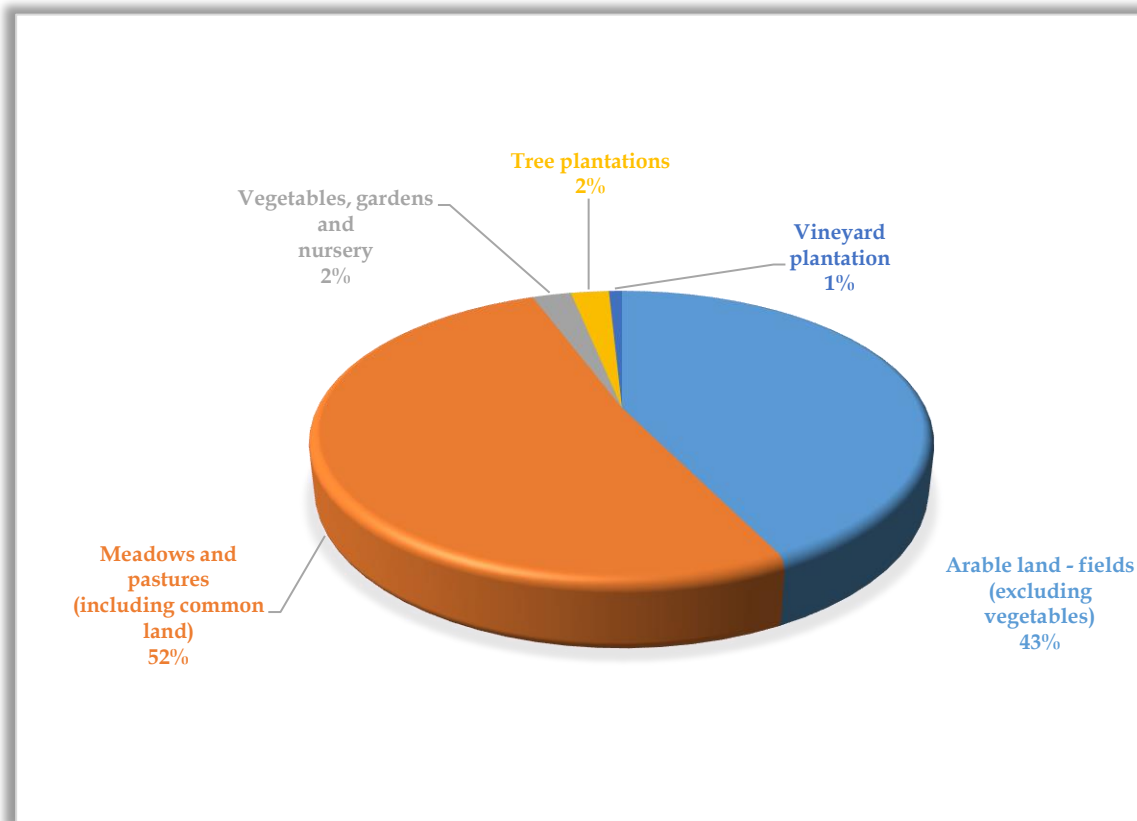
May , 08-10, 2022

Valdete Avdiu, MAFRD

Prishtina, Kosova

Agricultural production and Use of agricultural land in Kosovo

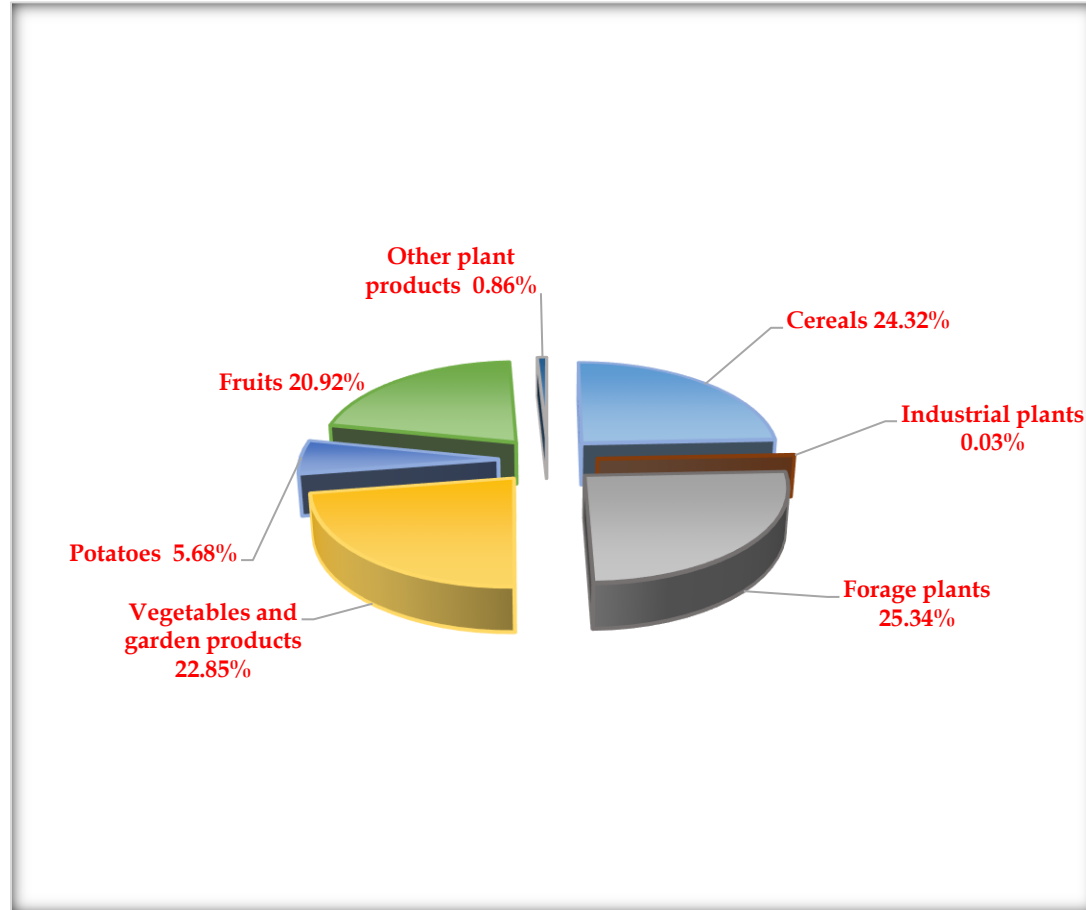
Agricultural land use by categories, 2020



In 2020, the total used surface of agricultural land was 420,210 ha with a % of distribution as follows:

- Meadows and pastures (including common land) with a share of 52%,
- Arable land 43%,
- Vegetables (in open field and in greenhouses as the first crop), gardens and nurseries 2%,
- Tree plantations 2% and
- Vineyard plantations 1%.

Agricultural crops in total production, 2020



- forage crops lead with the highest percentage, followed by cereals,
- **vegetables, 22.85%**
- **fruits 20.29 %**
- **Potatoes 5.68 %.**



Trade of agricultural products

Export-Import of agricultural products

Year	Exports (1-24), in '000 €	Import (1-24), in '000 €	Trade balance, in '000 €	Import coverage with Export (%)
	1	2	3 = 1-2	4 = 1/2
2016	45,205	658,730	-613,525	6.9
2017	61,336	694,517	-633,180	8.8
2018	63,950	712,314	-648,364	9.0
2019	65,510	759,359	-693,849	8.6
2020	78,075	765,356	-687,281	10.2

- ❑ In 2020, the export value of exported agricultural products was **78.1 mil. €**, which constitutes an increase of 19.2%, on the other hand,
- ❑ imports also recorded an increase of 0.8% compared to 2019.



Role and importance of Horticulture in the economy of Kosova

- Based on the assessments done by the MAFRD we consider that Kosovo has a good potential of increase of export of fruits and vegetables taking into account the following specifics:
 - Agro - climate conditions that prefer production of fruits and vegetables of good quality
 - Tradition of the production
 - Good educated labor force.
 - Financial support by the MAFRD. In 2020, the support of the agricultural sector has continued based on two programs designed: the **Direct Payments Program** and the **Rural Development Program**.
 - Financial and technical support from the donors



STRATEGICALLY DOCUMENTS FOR HORTICULTURE

- National Development Strategy (NDS) 2016-2021.
- National Programme for Implementation of the Stabilisation and Association Agreement (NPISAA) 2017 – 2021.

- Agricultural and Rural Development Program **2020-2027**.
- Kosovo Agriculture Master Plan **2020-2027**.
- European Reform Agenda (**ERA**) **2**.
- Stabilization Association Agreement (**Title IV, Chapter II**).
- Indicative Strategy Paper for Kosovo 2014-2020 (IPA II) On 19 October 2020, the Government of Kosovo adopted a Decision No. 02/36 to oblige to coordinate drafting of a two-year Action plan for a 2-year ERA Action Plan for **2021-2022**.

- The MAFRD already prepared the **DRAFT CONCEPT DOCUMENT FOR “ORGANIZATION OF THE COMMON MARKET OF AGRICULTURAL PRODUCTS” -CMO-in Kosovo in analogy to the European Union legislation 2022.**

VEGETABLE - GROWING 2016-2020



Vegetable area, 2016-2020

Crop	2016	2017	2018	2019	2020	Difference 2020/2019 in %
Area		ha				
Vegetables	17,395	19,643	17,886	18,911	19,243	1.8
Potatoes	3,795	4,290	3,606	3,688	3,771	2.2
Tomatoes	866	862	757	794	815	2.6
Eggplant	4	8	6	8	7	-8.3
Pepper	3,363	3,035	3,038	3,108	3,134	0.8
Pumpkin	1,017	2,270	2,255	2,502	2,577	3.0
Stella blue squash	490	684	810	898	913	1.7
Cucumber	259	305	273	304	313	3.1
Watermelon	1,127	1,201	1,182	1,216	1,303	7.2
Melon	301	388	298	313	318	1.5
Cabbage	807	917	832	906	918	1.4
Cauliflower	83	47	46	53	50	-5.7
Spinach	181	161	160	197	150	-24.2
Lettuce	96	92	78	88	79	-10.6
Beet	11	-	9	9	7	-21.9
Radish	1	-	5	5	5	-2.2
Parsley	13	10	11	11	11	0.7
Leek	70	73	72	75	76	1.4
Onions	1,228	1,465	1,185	1,354	1,367	1.0
Garlic	140	138	146	234	264	13.1
Beans	3,317	3,406	2,845	2,888	2,904	0.6
Peas	96	99	55	67	68	1.8
Other legumes	30	54	69	42	43	1.9
Carrots	99	107	112	121	126	4.1
Other vegetables	-	32	37	29	22	-24.5

Vegetable production, 2016 - 2020

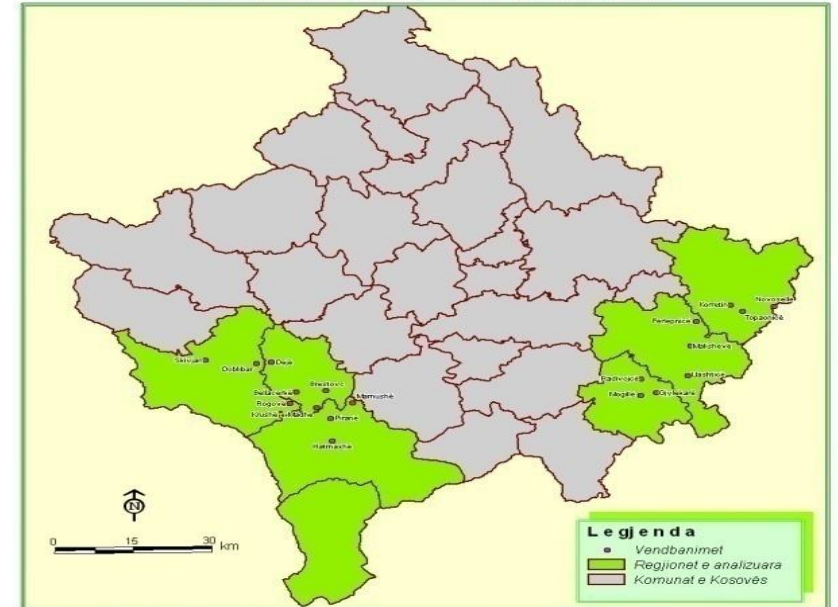
Crop	2016	2017	2018	2019	2020	Difference 2020/2019 in %
Production		t				
Vegetable	335,467	358,394	265,420	300,559	290,555	-3.3
Potatoes	98,583	118,250	68,790	73,816	74,508	0.9
Tomatoes	27,215	24,698	22,639	22,466	20,242	-9.9
Eggplant	123	204	107	155	137	-11.8
Pepper	68,849	62,934	49,907	59,404	53,889	-9.3
Pumpkin	14,894	25,564	20,208	23,050	22,535	-2.2
Stella blue squash	13,670	16,220	18,376	21,570	21,712	0.7
Cucumber	10,428	10,204	7,009	9,173	9,055	-1.3
Watermelon	29,997	28,740	22,918	25,209	26,324	4.4
Melon	5,558	6,113	4,141	4,409	4,335	-1.7
Cabbage	25,957	25,184	21,997	25,259	24,850	-1.6
Cauliflower	1,571	911	725	1,004	905	-9.9
Spinach	2,031	1,546	1,348	2,053	1,452	-29.3
Lettuce	1,392	1,186	683	835	677	-19.0
Beet	276	-	73	80	56	-30.7
Radish	12	-	39	52	49	-6.4
Parsley	186	143	87	125	123	-1.5
Leek	1,831	1,671	1,303	1,440	1,425	-1.0
Onions	19,814	22,436	16,317	19,879	18,859	-5.1
Garlic	1,063	971	873	1,628	1,588	-2.5
Beans	10,267	8,687	5,688	6,713	5,708	-15.0
Peas	250	348	146	169	152	-9.6
Other legumes	119	219	254	139	126	-9.1
Carrots	1,381	1,838	1,493	1,703	1,694	-0.5
Other vegetables	-	326	298	227	155	-31.7



□ Kosovo during the period July - September has higher production of vegetables and during this time exports vegetables, and other part of the year the market is covered by import.

□ Recently with the establishment of areas with greenhouses we have local production which coming out earlier in the market and in this way it is extended the period of vegetables production

HARTA E STUDIMIT TË HORTIKULTURËS NË VITIN 2002



Regjioni i Dukagjinit



Regjioni i Anamoravës



FRUIT GROWING Area and production 2006-2020



Area of fruits, 2016 - 2020

Crop	2016	2017	2018	2019	2020	Difference 2020/2019 in %
Area						
Fruits	5,668	6,422	7,922	9,479	10,265	8.3
Apple	2,076	2,155	2,556	3,006	3,068	2.1
Pear	416	456	479	610	614	0.6
Quince	31	39	64	90	91	0.6
Medlar	43	41	50	51	51	0.7
Plums	1,518	1,524	1,821	2,096	2,201	5.0
Apricots	15	11	14	22	22	1.3
Peach	26	26	34	47	48	1.1
Cherry	73	78	82	107	108	0.8
Sour Cherry	148	149	167	232	233	0.4
Walnuts	186	340	608	886	1,295	46.1
Hazelnuts	91	95	119	252	390	54.6
Strawberries	175	175	234	235	236	0.6
Raspberries	797	1,231	1,537	1,637	1,661	1.5
Blackberries	20	21	24	30	31	2.2
Blueberries	15	33	37	57	86	52.1
Chokeberries	-	-	-	88	98	10.7
Other fruits	39	48	94	31	32	2.6

Production of fruits, 2016-2020

Production		t				%
Fruits	54,836	34,207	53,606	67,294	72,265	7.4
Apple	27,485	13,159	26,093	33,835	38,049	12.5
Pear	3,966	2,083	3,500	5,110	5,586	9.3
Quince	329	255	925	1,283	1,264	-1.4
Medlar	181	129	179	222	219	-1.3
Plums	12,722	7,393	10,643	12,745	13,147	3.2
Apricots	85	59	38	100	94	-6.2
Peach	211	130	199	330	288	-12.8
Cherry	405	298	410	586	538	-8.2
Sour Cherry	696	599	427	777	740	-4.7
Walnuts	470	405	761	2,028	2,591	27.7
Hazelnuts	16	17	29	80	116	45.5
Strawberries	1,328	1,328	1,316	1,677	1,487	-11.3
Raspberries	6,250	7,747	8,267	7,206	6,659	-7.6
Blackberries	237	181	246	239	233	-2.3
Blueberries	189	271	306	310	464	49.9
Chokeberries	-	-	-	666	692	3.9
Other Fruits	268	153	265	101	97	-3.9



Work General Objective

- Drafting and implementation of sectorial Strategies and Policies for sustainable development of Horticulture.
- Improvement of quality of the products in accordance with the local and European market demands.
- Continuously growth of quality of planting Material - *through supportive policies, improvement of legislation and continuously strengthening of the control.*
- Harmonization of the legislation of the sector with the European legislation **For the adoption of marketing standards for fresh fruit and vegetables in Kosova.**
- Creation of sustainable information system of the market.
- Completion of marketing standards .
- Implementation of good agriculture practices.



**Ju faleminderit për vëmendjen!
Thank your for your attention!**